



INDIAN SCHOOL AL WADI AL KABIR

DEPARTMENT OF EVS (2021 – 2022)

TOPIC: WATER

WORKSHEET - 1

RESOURCE PERSON: MS JACINTHA YEH MON KWAN

NAME: _____ CLASS: I SEC: _____ DATE: _____

I. Look at the pictures and identify the uses of water. Write them in the space provided below.

1. 	2. 	3. 
_____	_____	_____
4. 	5. 	6. 
_____	_____	_____



**INDIAN SCHOOL AL WADI AL KABIR
DEPARTMENT OF EVS (2021 – 2022)**

TOPIC: WATER

WORKSHEET - 2

RESOURCE PERSON: MS JACINTHA YEH MON KWAN

NAME: _____ CLASS: I SEC: _____

DATE: _____

1. What is water like?... **Learning by doing!**

Materials required - Containers of different shapes and sizes.

(A plastic cup, a bottle, a jug and a bowl) Water.



Method - Place the containers - a cup, a bottle, a jug and a bowl one after the other.

Pour water into each of the containers.

Observation - What did I observe? Tick (✓) the correct option a, b or c based upon your observation.

a. The water in the different containers all had the same shape.



b. The water took the shape of the containers into which it is poured.

c. The water in the different containers was triangle in shape.



What did I learn? Fill in the blanks to complete the sentence.

Water has _____.

2. In the space provided draw - What is water like?
(according to the clues provided)

Water has

no colour	no smell	no taste



INDIAN SCHOOL AL WADI AL KABIR

DEPARTMENT OF EVS (2021 – 2022)





TOPIC: WATER

RECAPITULATION WORKSHEET

RESOURCE PERSON: MS JACINTHA YEH MON KWAN

NAME: _____ CLASS: I SEC: _____ DATE: _____

I. Fill in the missing letters, to name and identify the sources of water.

1. 	2. 	3. 	4. 
R _ _ I _ _	R _ _ V _ _ R	P _ _ N _ _	W _ _ L _ _

II. Answer the following questions.

Q1. Why do we store water?

Q2. Write any one way by which we can save water.

Q3. Write any two uses of water.
